

ELECTRICAL DESIGN GROUP

ELECTRICAL BUILDING SERVICES CONSULTANTS

P.O. Box 15, SHERWOOD Q. 4075

Phone: (07) 3278 4375 Fax: (07) 3716 0222

Web Site: www.edg.net.au Email: brisbane@edg.net.au


C3581a - STUART HOLME SCHOOL - INNOVATION CENTRE REFURBISHMENT

C3581a-0002(B).xls

ELECTRICAL EQUIPMENT SCHEDULE

REVISION B - 23 SEPTEMBER 2025

THE LIGHT FITTING SUPPLIER CONTACT DETAILS MAY BE AVAILABLE ON THE EDG WEBSITE VIA THE FOLLOWING LINK www.edg.net.au/Links/Lighting.htm					
TYPE	LAMPS	DESCRIPTION	COLOUR / ACCESSORY	CATALOGUE No	REV
L1		EXISTING 600 X 600 T-BAR TROFFER TO BE REPOSITIONED AS SHOWN			A
L2	34W 4000K LED	600 X 600 LAY IN FLAT PLATE LED FITTING C/W REMOTE DRIVER MOUNTED IN THE CEILING T BAR	WHITE TRIM	GAMMA ILLUMINATION AXIS 1548-4K-34W C/W FLUSH RECESS PB KIT	A
L3	22W 4000K LED	RECESSED DOWNLIGHT C/W REMOTE DRIVER	WHITE TRIM	GAMMA ILLUMINATION COBALT 1402-4K-22W	A
L4	13W 4000K LED	RECESSED DOWNLIGHT C/W REMOTE DRIVER	WHITE TRIM	GAMMA ILLUMINATION COBALT 1402-4K-13W	A
L5	13W 4000K LED	SURFACE MOUNTED CAN DOWNLIGHT C/W INTEGRAL DRIVER	BLACK FITTING AND CAN	GAMMA ILLUMINATION MODTRIM TUBE 1017SM-VWFL-4K-13W	A
L6	4000K LED 12W/M	SUSPENDED LINEAR EXTRUSION C/W INTEGRAL DRIVER AND OPAL DIFFUSER. THE UNDER SIDE OF THE L6 IS TO BE FLUSH WITH THE UNDERSIDE OF THE ADJACENT PB CEILING. EACH END OF THE L6 FITTING IS TO BE FIXED TO THE SIDE OF THE PB COFFER AS PER THE L6 MOUNTING DETAIL. THE SUSPENSIONS OF THE L6 ARE TO BE MINIMISED AND PROVIDED AS 3MM STAINLESS STEEL WIRE FROM THE GRID ABOVE.	POWDER COAT OXYTECH PICTON GREEN (BRONZE LIVE)	CARIBOU RAZOR SUPER MAX 35 M8500.SM35SP.4075.X ONDF.35	B
E1	LED	EMERGENCY LIGHT: RECESSED NON-MAINTAINED EMERGENCY LIGHT. AS2293 CLASSIFICATION C0-D40 - C90-D40.	WHITE	CLEVERTRONICS CLIFE	A
E2	LED	EMERGENCY LIGHT: SURFACE MOUNTED NON-MAINTAINED EMERGENCY LIGHT MOUNTED ON / INTO A CUSTOM MADE BLACK SURFACE CAN SUCH THAT THE FITTING IS BELOW THE ADJACENT CEILING FEATURE BLADE. AS2293 CLASSIFICATION C0-D40 - C90-D40. PROVIDE DETAILS OF THE MOUNTING CAN FOR APPROVAL.	BLACK FITTING AND CAN	CLEVERTRONICS CLIFE-SM	A
E3		EXISTING RECESSED EMERGENCY LIGHT TO BE REPOSITIONED AS INDICATED			A



ELECTRICAL DESIGN GROUP

ELECTRICAL BUILDING SERVICES CONSULTANTS

P.O. Box 15, SHERWOOD Q. 4075

Phone: (07) 3278 4375 Fax: (07) 3716 0222

Web Site: www.edg.net.au Email: brisbane@edg.net.au


C3581a - STUART HOLME SCHOOL - INNOVATION CENTRE REFURBISHMENT

C3581a-0002(B).xls

ELECTRICAL EQUIPMENT SCHEDULE

REVISION B - 23 SEPTEMBER 2025

THE LIGHT FITTING SUPPLIER CONTACT DETAILS MAY BE AVAILABLE ON THE EDG WEBSITE VIA THE FOLLOWING LINK www.edg.net.au/Links/Lighting.htm					
TYPE	LAMPS	DESCRIPTION	COLOUR / ACCESSORY	CATALOGUE No	REV
EX	LED	EXIT LIGHT: MAINTAINED 24M VIEWING DISTANCE EXIT LIGHT C/W DIFFUSERS & DIRECTIONAL ARROWS AS SHOWN. CEILING SURFACE MOUNT OR WALL MOUNT BETWEEN 2100mm & 2700mm AFFL IF THERE IS NO VERTICAL SURFACE TO MOUNT THE FITTING ON WITHIN THIS RANGE CONFIRM THE MOUNTING HEIGHT WITH THE ENGINEER. PROVIDE A CUSTOM WHITE COUNTER LEAVER MOUNTING BRACKET AS REQUIRED AS2293 CLASSIFICATION C0-D8 - C90-E3.2.	WHITE	CLEVERTRONICS LUB PRO SM	A
SWITCH PANEL (SPx)		PROVIDE THE SWITCH PANEL AS A TWO GANG SWITCH PANEL ONE MECHANISM IS TO CONTROL THE ROOMS LIGHTS AND THE SECOND IS TO BE A BLANK MECHANISM WITH BLACK ENGRAVING "AC". MOUNTED AT 1000mm AFFL UNLESS NOTED OTHERWISE. THE MECHANICAL SUBCONTRACTOR WILL CABLE TO AND REPLACE THE BLANK MECHANISM WITH THE APPROPRIATE AFTER HOURS AIR CONDITIONING RUN ON CONTROLS	WHITE	CLIPSAL C2000 SERIES FACEPLATE	A
TWO-WAY LIGHT SWITCH		TWO-WAY LIGHT SWITCH C/W CIRCUIT IDENTIFICATION ON THE FACEPLATE BEHIND THE SURROUND MOUNTED AT 1000mm AFFL UNLESS NOTED OTHERWISE.	WHITE UNLESS NOTED AS BLACK (BK)	CLIPSAL C2000 SERIES FACEPLATE	A
SINGLE POWER OUTLET		SINGLE POWER OUTLET C/W CIRCUIT IDENTIFICATION ON THE FACEPLATE BEHIND THE SURROUND MOUNT AT 300mm AFFL U.N.O. RATING 10A U.N.O.	WHITE UNLESS NOTED AS BLACK (BK)	CLIPSAL C2000 SERIES FACEPLATE	A
DOUBLE POWER OUTLET		DOUBLE POWER OUTLET C/W CIRCUIT IDENTIFICATION ON THE FACEPLATE BEHIND THE SURROUND MOUNT AT 300mm AFFL U.N.O. RATING 10A U.N.O.	WHITE UNLESS NOTED AS BLACK (BK)	CLIPSAL C2000 SERIES FACEPLATE	A
BLIND MOTOR OUTLETS (BM)		PROVIDE A DOUBLE POWER OUTLET WITHIN THE CEILING SPACE IN AN ACCESSIBLE POSITION FOR THE BLIND MOTORS. COORDINATE THE POSITION WITH THE BLINDER INSTALLER. FROM THE BLIND MOTOR PROVIDE TWO CAT 6 UTP CONCEALED CABLES UNTERMINATED WITH 1M SPARE SLACK ON EACH END TO THE NOMINATED BLIND CONTROL STATION. FROM THE BLIND MOTOR PROVIDE TWO FIVE CORE 240 VOLT CONTROL CABLES CONCEALED UNTERMINATED WITH 1M SPARE SLACK ON EACH END TO THE NOMINATED BLIND CONTROL STATION. FROM THE BLIND MOTOR PROVIDE A CONCEALED 32 DIA CONDUIT C/E DRAW WIRE TO THE NOMINATED BLIND CONTROL STATION.	WHITE	CLIPSAL C2000 SERIES FACEPLATE	A



ELECTRICAL DESIGN GROUP

ELECTRICAL BUILDING SERVICES CONSULTANTS

P.O. Box 15, SHERWOOD Q. 4075

Phone: (07) 3278 4375 Fax: (07) 3716 0222

Web Site: www.edg.net.au Email: brisbane@edg.net.au


C3581a - STUARTHOLME SCHOOL - INNOVATION CENTRE REFURBISHMENT

C3581a-0002(B).xls

ELECTRICAL EQUIPMENT SCHEDULE

REVISION B - 23 SEPTEMBER 2025

THE LIGHT FITTING SUPPLIER CONTACT DETAILS MAY BE AVAILABLE ON THE EDG WEBSITE VIA THE FOLLOWING LINK www.edg.net.au/Links/Lighting.htm					
TYPE	LAMPS	DESCRIPTION	COLOUR / ACCESSORY	CATALOGUE No	REV
BLIND CONTROL STATION (BC)		PROVIDE THE BLIND CONTROL STATION AS A FOUR GANG SWITCH PANEL C/W FOUR BLANK MECHANISMS AND A DEEP WALL BOX. MOUNTED AT 1000mm AFFL UNLESS NOTED OTHERWISE. PROVIDE BLACK ENGRAVING OF THE TOP LEFT MECHANISM "SHEAR UP". PROVIDE BLACK ENGRAVING OF THE LOWER LEFT MECHANISM "SHEAR DOWN". PROVIDE BLACK ENGRAVING OF THE TOP RIGHT MECHANISM "BLOCKOUT UP". PROVIDE BLACK ENGRAVING OF THE BOTTOM RIGHT MECHANISM "BLOCKOUT DOWN".	WHITE	CLIPSAL C2000 SERIES FACEPLATE	A
SPEAKER RECESSED		RECESSED 265 DIA DUAL CONE SPEAKER C/W 100V MULTI-TAP TRANSFORMER AND FLUSH GRILLE. EACH SPEAKER IS TO BE WIRED IN STAR CONFIGURATION TO THE ASSOCIATED SCHOOL BELL AMPLIFIER MOUNTED IN THE EXISTING SCHOOL BELL RACK.	WHITE GRILLE UNLESS NOTED AS BK THEN BLACK	EQUAL TO BOSCH LBC 3099/41	A
SCHOOL BELL RACK		EXISTING SCHOOL BELL TO REMAIN AS IS.			B
CAT 6 COMMUNICATIONS OUTLET		RJ45 CAT-6 COMMUNICATIONS OUTLET, CABLED BACK TO THE COMMUNICATIONS RACK CR-A TERMINATED ONTO FACILITY PATCH PANELS VIA 4-PAIR CAT-6 UTP CABLE. MOUNT UP TO 3 RJ45 OUTLETS PER MULTI-GANG FACEPLATE WITH SEPARATE PERMANENT LABELLING FOR EACH OUTLET.	WHITE UNLESS NOTED OTHERWISE. CEILING MOUNTED OUTLET TO MATCH CEILING COLOUR	CLIPSAL C2000 SERIES FACEPLATE	A
CAT 6 SALTO COMMUNICATIONS OUTLET		RJ45 CAT-6 COMMUNICATIONS MALE PLUG, CABLED BACK TO THE SECURITY PANEL VIA 4-PAIR CAT-6 UTP CABLE (DIFFERENT COLOUR TO THE COMMUNICATIONS CABLE TO BE USED FOR THE SALTO GATEWAY. THE PLUG IS TO HANG OUT OF THE CEILING VIA A 20MM PENETRATION WITH 100MM SLACK FOR CONNECTION TO THE SALTO GATEWAY.			A
COMMUNICATIONS RACK CR-A		EXISTING COMMUNICATIONS RACK TO BE MODIFIED AS PER THE COMMUNICATIONS NOTES.			B
RECESS KIT (RK)		VERTICALLY ORIENTATED WALL BOX AT 1400AFFL TO ALLOW THE OUTLET TO BE RECESSED WITHIN THE WALL CAVITY	WHITE	REPELEC RECWP1WH	A
DB-2		EXISTING DISTRIBUTION BOARD TO BE PROVIDED WITH ADDITIONAL SWITCHGEAR TO ACCOMMODATE THE NEW DB-2 CIRCUITS. UPDATE THE SCHEDULE AT PRACTICAL COMPLETION.			A
MSB		EXISTING MAIN SWITCHBOARD TO BE PROVIDED WITH A NEW MCCB TO SUPPLY THE NEW ROOF PLANTROOM MSSB3 AS PER THE NOTES.			A
MSSB-3		NEW MECHANICAL SERVICES SWITCHBOARD PROVIDED BY THE MECHANICAL SERVICES SUB CONTRACTOR.			A
FIRE INDICATOR PANEL (FIP)		EXISTING FIRE INDICATOR PANEL TO BE MODIFIED AS NECESSARY TO ACCOMMODATE THE CHANGES TO THE FIRE ALARM SERVICES. UPDATE THE ZONE PLAN TO REFLECT THE REVISED LAYOUT AT PRACTICAL COMPLETION.			A



ELECTRICAL DESIGN GROUP

ELECTRICAL BUILDING SERVICES CONSULTANTS

P.O. Box 15, SHERWOOD Q. 4075

Phone: (07) 3278 4375 Fax: (07) 3716 0222

Web Site: www.edg.net.au Email: brisbane@edg.net.au

C3581a - STUART HOLME SCHOOL - INNOVATION CENTRE REFURBISHMENT

C3581a-0002(B).xls

ELECTRICAL EQUIPMENT SCHEDULE

REVISION B - 23 SEPTEMBER 2025

THE LIGHT FITTING SUPPLIER CONTACT DETAILS MAY BE AVAILABLE ON THE EDG WEBSITE VIA THE FOLLOWING LINK www.edg.net.au/Links/Lighting.htm					
TYPE	LAMPS	DESCRIPTION	COLOUR / ACCESSORY	CATALOGUE No	REV
FIRE EVACUATION RECESSED SPEAKER		RECESSED 5W TWO-TONE 8-INCH CONE ALERT AND EVACUATION SPEAKER TO AS1670.1 C/W 100V MULTI-TAP TRANSFORMER AND FLUSH GRILLE PAINTED OUT TO MATCH THE CEILING.			A
SMOKE DETECTOR		SURFACE MOUNTED SMOKE DETECTOR COMPATIBLE WITH THE EXISTING FIRE ALARM SYSTEM AND AS1670.1. WHITE ENSURE ALL SMOKE DETECTORS ARE PROVIDED AS AS 7240.7 POINT DETECTORS WITH A PERFORMANCE OF 6 TO 12 % OBS/M SET AT 7.8 %			A
SMOKE DETECTOR (SUS)		SURFACE MOUNTED BLACK SMOKE DETECTOR COMPATIBLE WITH THE EXISTING FIRE ALARM SYSTEM TO AS1670 MOUNTED ON A CUSTOM MADE BLACK SURFACE CAN SUCH THAT THE DETECTOR IS BELOW THE ADJACENT CEILING FEATURE BLADE. PROVIDE DETAILS OF THE MOUNTING CAN FOR APPROVAL. ENSURE ALL SMOKE DETECTORS ARE PROVIDED AS AS 7240.7 POINT DETECTORS WITH A PERFORMANCE OF 6 TO 12 % OBS/M SET AT 7.8 %			A
CONCEALED SPACE DETECTOR		CONCEALED SPACE SMOKE DETECTOR C/W REMOTE INDICATOR AND REMOTE ACCESS BRACKET IF REQUIRED COMPATIBLE WITH THE EXISTING FIRE ALARM SYSTEM AND AS1670.1. WHITE ENSURE ALL SMOKE DETECTORS ARE PROVIDED AS AS 7240.7 POINT DETECTORS WITH A PERFORMANCE OF 6 TO 12 % OBS/M SET AT 7.8 %			A
SECURITY PANELS		EXISTING SECURITY PANELS TO REMAIN AS IS			A
HDMI CONNECTION / OUTLET		PROVIDE A FACTORY TERMINATED HDMI 2 CABLE (LESS THAN 12M IN LENGTH) FROM THE TV RUN CONCEALED TO A WALL MOUNTED OUTLET AT 300 AFFL TO ALLOW REMOTE HDMI INPUTS TO BE CONNECTED TO THE TV.	WHITE	CLIPSAL C2000 SERIES FACEPLATE	A
TV AUDIO INTERFACE		INTERFACE AN AUDIO OUTPUT FROM THE TV INTO THE HEARING AUGMENTATION SYSTEM VIA CONCEALED STEREO CABLE C/W 3.5MM STEREO AUDIO JACKS.			B
DRQ RECESSED SPEAKER		CEILING RECESSED HEARING AUGMENTATION SPEAKER CONNECTED IN SERIES WITH 50% OF THE SPEAKERS IN A ROOM ON EACH CHANNEL OF THE ROOMS SOUNDHOUSE (SH)	WHITE	UCONNECT DQR SPEAKER	B
SOUND HOUSE (SH)		WALL RECESS HEARING AUGMENTATION SYSTEM ENCLOSURE C/W AMPLIFIER, FLEXMIKE TEACHER MICROPHONE, SHAREMIKE STUDENT MICROPHONE, CRADLE CHARGER AND POWER SUPPLY. PROVIDE A DOUBLE GPO C/W INTEGRAL USB-A AND USB-C CHARGING PORTS WITHIN EACH SOUND HOUSE ENCLOSURE.	WHITE	UCONNECT SOUND HOUSE UCSHT25CP	B
JOINING PANEL (JP)		WALL RECESS HEARING AUGMENTATION JOINING SYSTEM ENCLOSURE C/W ACCESS LINK 2 MIC'S AND A DISTRIBUTION AMP. CONNECT THE DISTRIBUTION AMP TO EACH SOUNDHOUSE (SH) VIA A UNIQUELY COLOURED CAT 6 CABLE. PROVIDE A DOUBLE GPO C/W INTEGRAL USB-A AND USB-C CHARGING PORTS WITHIN THE JOINING SYSTEM ENCLOSURE.	WHITE	UCONNECT SOUND HOUSE UCSHALNGWA + PAVT RDL-EZ-HDA4BX	B